

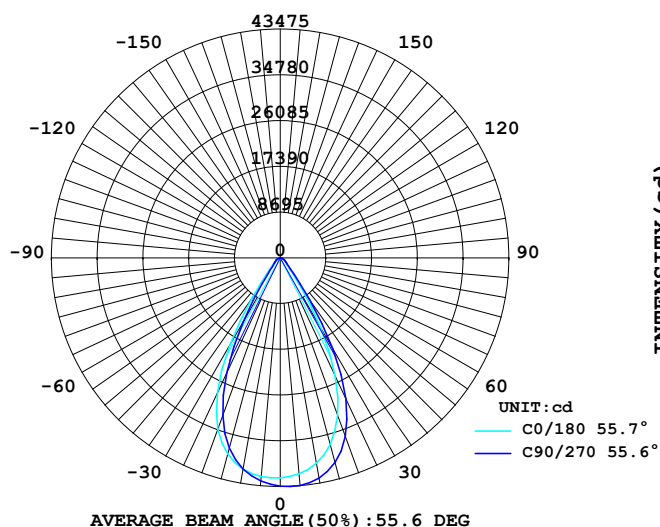
LUMINAIRE PHOTOMETRIC TEST REPORT

Report number:

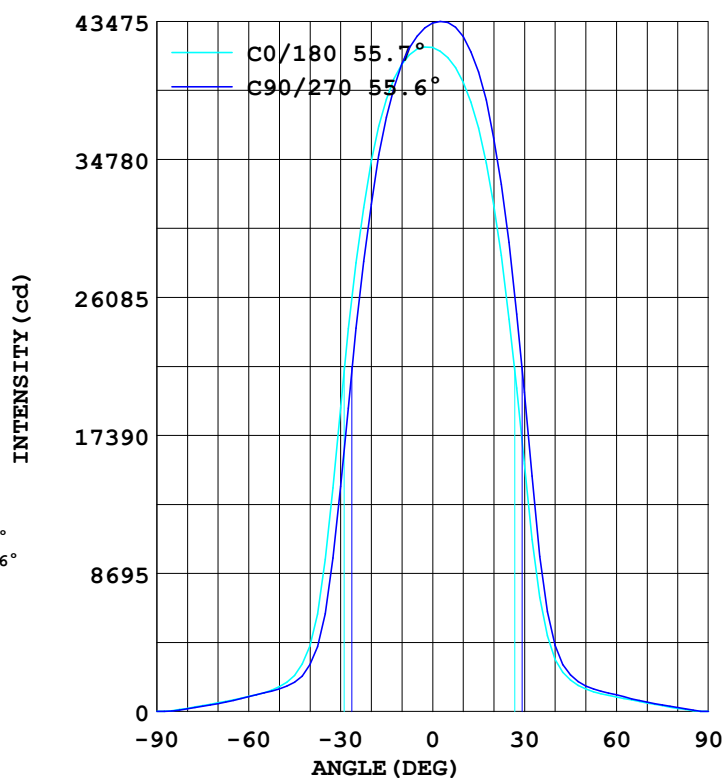
MANUFACTURER: ILUMEN GMBH	Address:	
NAME: Lina	TYPE: IL-HB12-L24040-60	WEIGHT:
SPECIFICATION: 2835LED、4000K、60deg	DIMENSION:	SERIAL No.:

DATA OF LAMP		Imax(cd)	43475	S/MH (C0/180)	0.86
MODEL		EFFICIENCY (%)	100.0	S/MH (C90/270)	0.78
NOMINAL POWER(W)	240	TOTAL FLUX(lm)	35910	Voltage(V)	230.6
RATED VOLTAGE (V)	230	EFFICIENCY (lm/W)	149.6	Current(A)	1.061
NOMINAL FLUX(lm)	35910.0	η up (%)	0.0	Power(W)	240.0
LAMPS QUANTITY	1	η down (%)	100.0	Power Factor (PF)	0.980
TEST VOLTAGE (V)	230.7	Effective Flux(lm)	35910.0	EEL	0.091

LUMINOUS INTENSITY DISTRIBUTION



LUMINOUS INTENSITY DISTRIBUTION



Test System:
 Temperature: 25.3 DEG
 Operators:
 Test Date: 2024.11.22

Test Set: 5.0 deg/s C-Gamma (TYPE C)
 Humidity: 65.0%
 Test Distance: 10.000 m
 Remarks:

Color Temperature Data List

Report number:

MANUFACTURER: ILUMEN GMBH	Address:	
NAME: Lina	TYPE: IL-HB12-L24040-60	WEIGHT:
SPECIFICATION: 2835LED、4000K、60deg	DIMENSION:	SERIAL No.:

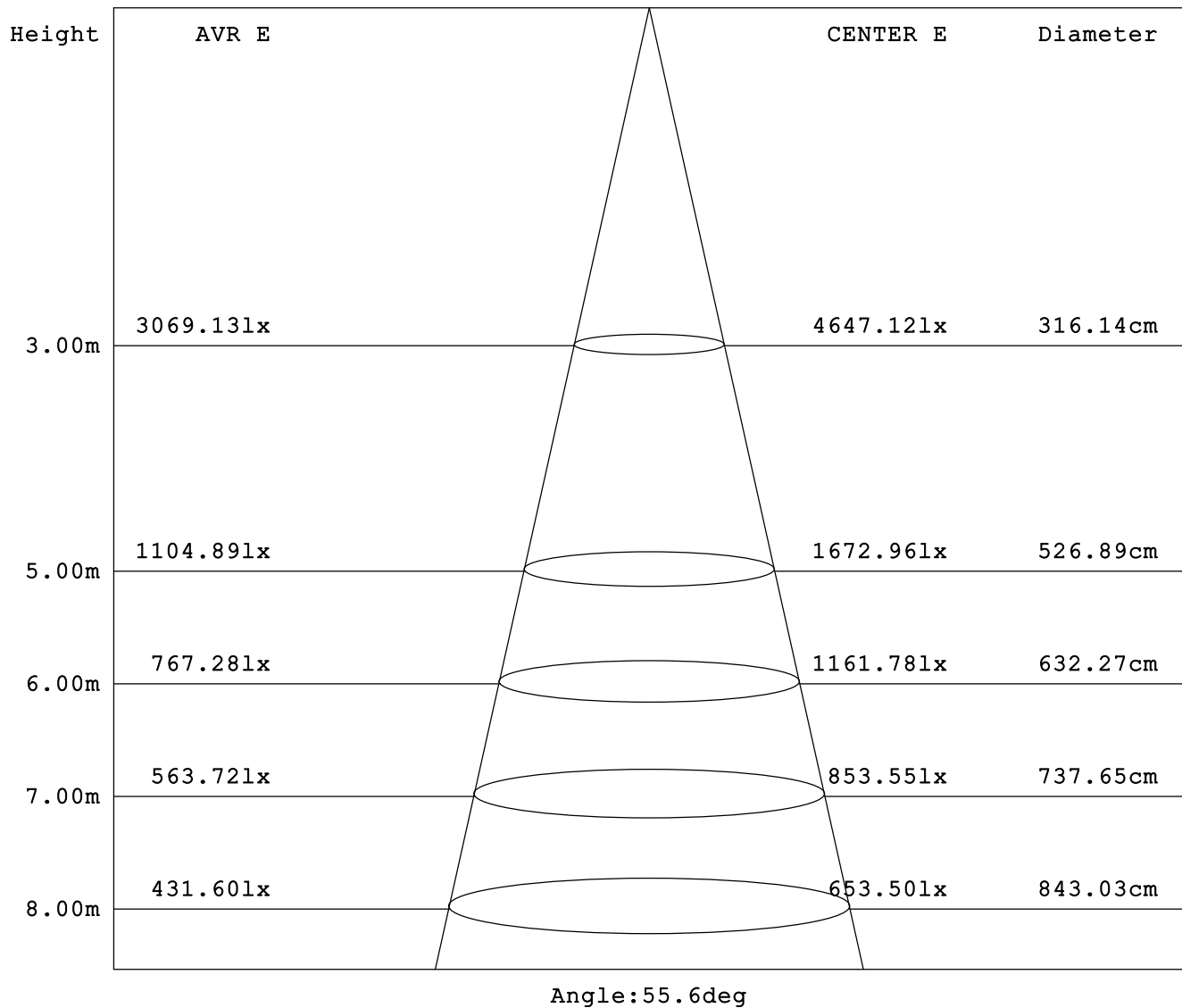
Test System:
Temperature: 25.3DEG
Operators:
Test Date: 2024.11.22

Test Set: 5.0deg/s C-Gamma (TYPE C)
Humidity: 65.0%
Test Distance: 10.000 m
Remarks:

AVERAGE AND CENTER E Figure

Report number:

MANUFACTURER: ILUMEN GMBH	Address:	
NAME: Lina	TYPE: IL-HB12-L24040-60	WEIGHT:
SPECIFICATION: 2835LED、4000K、60deg	DIMENSION:	SERIAL No.:



Test System:
Temperature: 25.3DEG
Operators:
Test Date: 2024.11.22

Test Set: 5.0deg/s C-Gamma (TYPE C)
Humidity: 65.0%
Test Distance: 10.000 m
Remarks:

ZONAL FLUX DIAGRAM

Report number:

MANUFACTURER: ILUMEN GMBH	Address:	
NAME: Lina	TYPE: IL-HB12-L24040-60	WEIGHT:
SPECIFICATION: 2835LED、4000K、60deg	DIMENSION:	SERIAL No.:

γ	C0	C45	C90	C135	C180	C225	C270	C315	γ	Zone	total
5.0	4172	4094	4254	4160	4118	4110	4340	4254	0- 5	1003	1003
10.0	4076	3963	4079	3984	3963	3992	4252	4179	5- 10	2944	3947
15.0	3856	3706	3743	3661	3676	3751	4027	3979	10- 15	4655	8603
20.0	3469	3269	3194	3136	3194	3332	3613	3609	15- 20	5893	14496
25.0	2826	2595	2415	2380	2471	2693	2956	2989	20- 25	6320	20816
30.0	1912	1661	1418	1429	1560	1793	2011	2073	25- 30	5555	26371
35.0	958.8	775.8	616.3	632.4	718.6	858.5	975.9	1048	30- 35	3695	30066
40.0	411.8	342.8	295.8	295.4	328.4	375.7	417.3	445.0	35- 40	1875	31941
45.0	226.4	196.9	184.4	183.8	197.6	208.0	230.1	238.6	40- 45	1022	32963
50.0	155.5	142.7	142.1	137.2	141.4	149.3	160.7	162.2	45- 50	708.8	33672
55.0	117.7	111.7	117.0	111.2	111.6	116.3	128.1	124.2	50- 55	571.9	34244
60.0	94.87	89.62	94.73	91.13	92.37	94.25	105.2	100.4	55- 60	487.4	34732
65.0	73.80	67.12	69.47	69.09	72.79	71.94	80.03	77.27	60- 65	406.2	35138
70.0	54.44	48.67	49.59	49.94	54.17	53.67	58.72	56.89	65- 70	316.0	35454
75.0	36.87	32.64	32.80	33.11	36.70	37.37	40.87	39.63	70- 75	232.0	35686
80.0	19.43	17.29	16.81	17.21	19.39	19.82	24.40	21.25	75- 80	147.8	35834
85.0	4.461	3.083	2.099	2.795	4.697	6.180	8.621	6.948	80- 85	67.02	35901
90.0	0.249	0.400	0.433	0.394	0.551	0.400	0.591	0.407	85- 90	9.259	35910
95.0									90- 95		
100.0									95-100		
105.0									100-105		
110.0									105-110		
115.0									110-115		
120.0									115-120		
125.0									120-125		
130.0									125-130		
135.0									130-135		
140.0									135-140		
145.0									140-145		
150.0									145-150		
155.0									150-155		
160.0									155-160		
165.0									160-165		
170.0									165-170		
175.0									170-175		
180.0									175-180		
DEG	LUMINOUS INTENSITY:×10cd									UNIT:lm	

Test System:
Temperature:25.3DEG
Operators:
Test Date:2024.11.22

Test Set: 5.0deg/s C-Gamma (TYPE C)
Humidity:65.0%
Test Distance:10.000 m
Remarks:

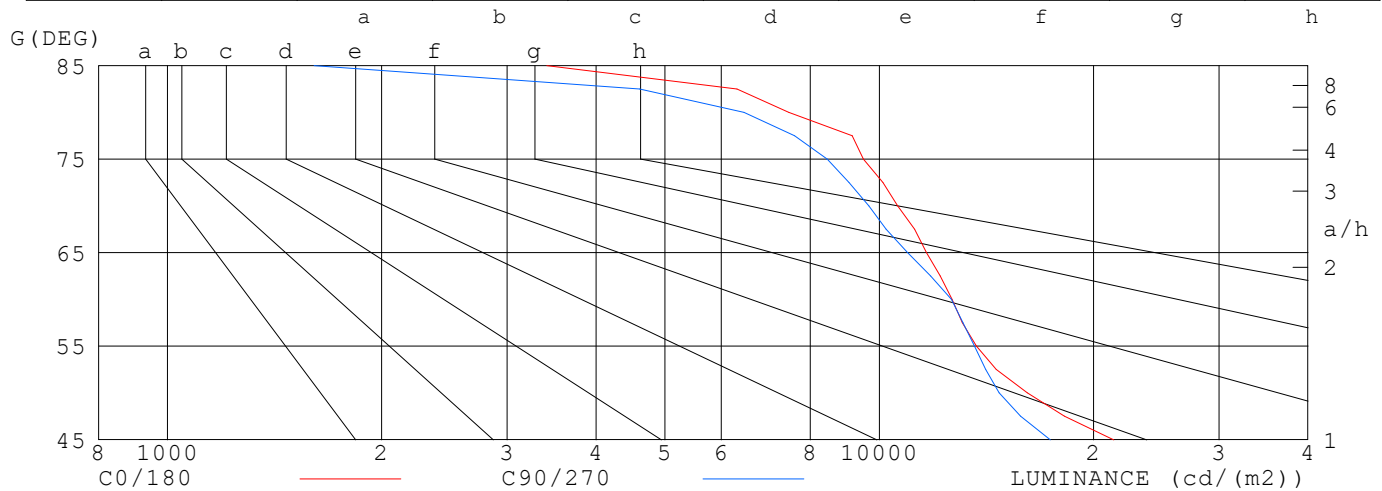
LUMINANCE LIMITATION CURVES

Report number:

MANUFACTURER: ILUMEN GMBH	Address:	
NAME: Lina	TYPE: IL-HB12-L24040-60	WEIGHT:
SPECIFICATION: 2835LED、4000K、60deg	DIMENSION:	SERIAL No.:

LUMINANCE LIMITATION CURVES

GLARE	CLASS	ILLUMINANCE (lx)							
1.15	A	2000	1000	500	<=300				
1.50	B		2000	1000	500	<=300			
1.85	C			2000	1000	500	<=300		
2.20	D				2000	1000	500	<=300	
2.55	E					2000	1000	500	<=300



LUMINANCE cd/(m2)		
G (DEG)	C0/180	C90/270
85	3413	1606
80	7461	6454
75	9498	8450
70	10613	9666
65	11642	10959
60	12650	12631
55	13691	13601
50	16136	14740
45	21351	17393

Test System:
 Temperature: 25.3 DEG
 Operators:
 Test Date: 2024.11.22

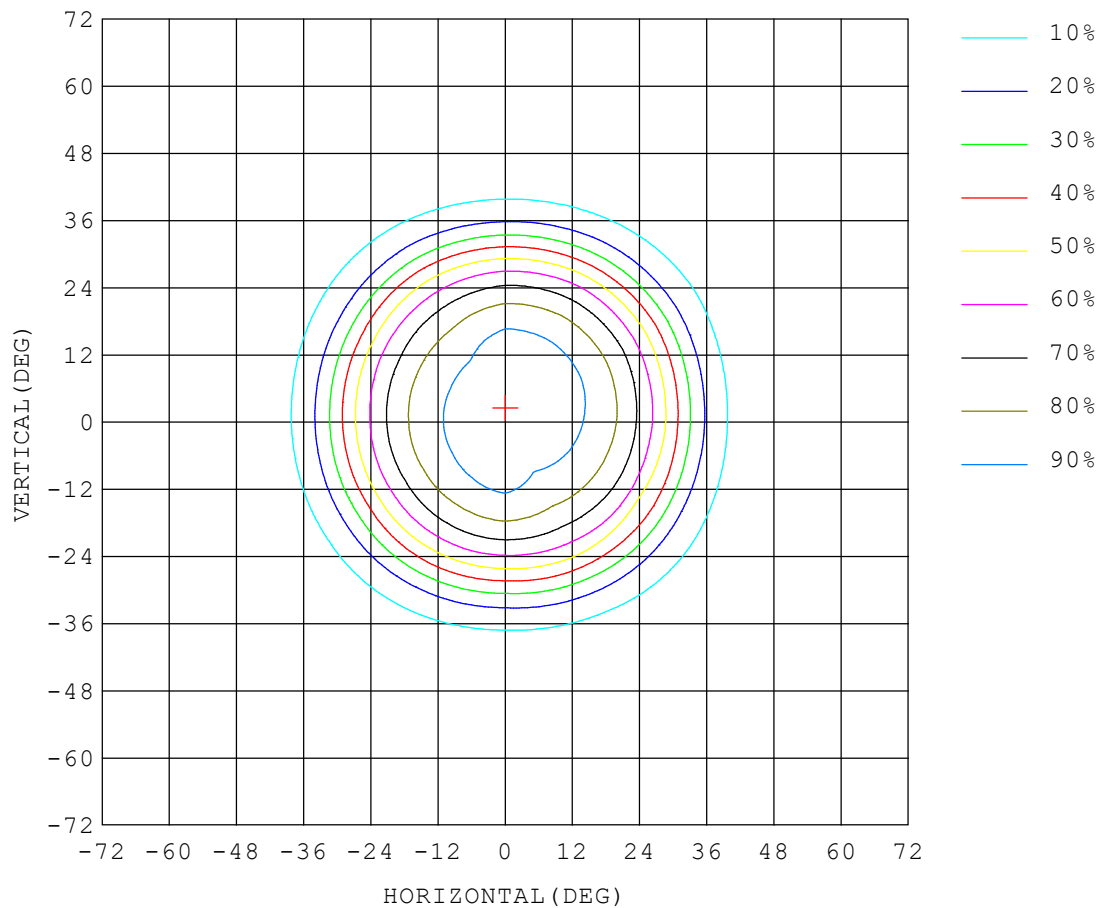
Test Set: 5.0 deg/s C-Gamma (TYPE C)
 Humidity: 65.0%
 Test Distance: 10.000 m
 Remarks:

ISOCANDELA DIAGRAM

Report number:

MANUFACTURER: ILUMEN GMBH	Address:	
NAME: Lina	TYPE: IL-HB12-L24040-60	WEIGHT:
SPECIFICATION: 2835LED、4000K、60deg	DIMENSION:	SERIAL No.:

UNIT: cd



Test System:
Temperature: 25.3 DEG
Operators:
Test Date: 2024.11.22

Test Set: 5.0 deg/s C-Gamma (TYPE C)
Humidity: 65.0%
Test Distance: 10.000 m
Remarks: